



# Univessel® SU Single-Use Bioreactor

Proven Design,  
Ready for the Future

Simplifying Progress

**SARTORIUS**

# Benefits

## **Proven and scalable design**

Reduce your time and effort for process development, optimization and validation

## **Compatible with your existing bioreactor controller**

Upgrade your bioreactor controller with state of the art single-use culture vessels

## **Interchangeable with existing glass vessels**

Helps you to manage peaks and challenging timelines

## **Single-use from vessel to sensors**

For more runs with your available lab resources

## Univessel® SU Culture Vessel

Single-use from vessel to sensors



## Univessel® SU Holder

For more safety and non-invasive sensor technology.



# Univessel® SU

## System Concept

The Univessel® SU is a stirred tank single-use bioreactor. It combines the proven, scalable design of glass bioreactors and the fast turnaround of single-use systems. Univessel® SU is compatible with your controller and can be used interchangeably with glass vessels to help you efficiently manage peak workloads despite challenging timelines.

The broad range of accessories, such as a heating | cooling jacket, heating blanket, pressure relief unit and dedicated motor adaptors, enables you to connect the Univessel® SU culture vessel to virtually any brand of bioreactor controller that you already use. Moreover, single-use sensors for pH and DO are included with every Univessel® SU.

## Applications

- Process development
- Process optimization
- Stem cell cultivation
- Process validation
- Adherent cell culture with micro carriers

# Univessel® SU

## Culture Vessel

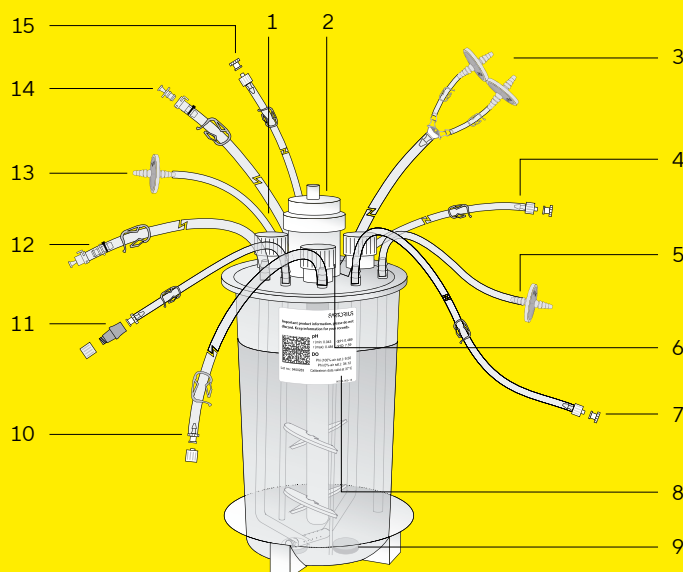
The Univessel® SU culture vessel is available with a working volume range of 0.6 to 2 L. It is assembled, irradiated and shipped ready-to-use. Moreover, it comes with single-use pH and DO sensors that further reduce the preparation time required to an absolute minimum; for more runs with your available lab resources.

Similar to glass stirred-tank bioreactors, all vessel ports are located on the lid. The vessel lid has three addition ports, three ports with dip tubes for harvesting or media addition, three sensor ports, a thermowell for inserting a temperature sensor and a needle-free septum port for sampling. The stirrer shaft features two 3-blade segment impellers for efficient and low-shear mixing. Aeration takes place either in a submerged configuration via an L-type sparger with tiny holes and | or through the headspace. Both air inlet and exhaust are equipped with sterilizing-grade air filters; additionally, the exhaust features a dual parallel filter assembly. All fluid ports come with thermo-weldable tubing and with common MPC or Luer connectors. All tubing can be secured at the vessel lid to maintain an orderly working space.

## Technical Specifications

Material (product contact)	
Vessel & components	Polycarbonate
Tubings	Silicone, CFlex®
O-Ring   Seal	EPDM
Volume	
Total	2.6 L
Max. Working	2 L
Minimum	0.6 L
Impeller	
Type	3-blade segment impeller 30° angled
Number of impellers	2
Flow characteristics	Down flow
Diameter	54 mm
Lower impeller distance to bottom	47.3 mm
Impeller distance	70.2 mm
Sparger	
Hole diameter	L-Sparger 0.5 mm
Dimensions	
Vessel inner diameter (top)	130 mm (1.5° slope)
Vessel inner height	242 mm
Vessel weight	1 kg
Diameter thermowell	8 mm
Gas Filters	Midisart®, 0.2 µm
Maximum operating pressure	0.5 barg
Maximum operating temperature	40 °C
Vessel bottom design	Torospherical
Sterilization	Irradiated to dose exceeding 25 kGy

- 1 Thermowell (not shown)
- 2 Motor adaptor seat
- 3 Exhaust, silicone tubing with Y-piece and dual Midisart® BV 0.2 µm filter
- 4 Addition 1, TPE tubing: 1/8" x 1/4" x 900 mm, male Luer 1/8"
- 5 Gas inlet: L- sparger, silicone tubing, with Midisart® BV 0.2 µm filter
- 6 12 mm sensor port
- 7 Dip tube 3, below min. working volume, TPE tubing: 1/8" x 1/4" x 900 mm, male Luer 1/8"
- 8 Label with calibration data
- 9 Single-use sensors for pH and DO
- 10 Addition 3, TPE tubing: 1/8" x 1/4" x 900 mm, female Luer 1/8"
- 11 Sampling with needle free septum port
- 12 Dip tube 2, bended to vessel bottom, TPE tubing: 1/4" x 1/16" x 900 mm, male MPC 1/4"
- 13 Gas inlet: Overlay, silicone tubing, with Midisart® BV 0.2 µm filter
- 14 Addition 2, TPE tubing: 1/4" x 1/16" x 900 mm, female MPC 1/4"
- 15 Dip tube 1, min. working volume TPE tubing: 1/8" x 1/4" x 900 mm, male Luer 1/8"



# Univessel® SU Holder

The Univessel® SU holder securely supports the Univessel® SU to ensure that the vessel cannot tip over during operation. It is available in two versions: basic and optical. The basic version is recommended when you use the Univessel® SU with conventional sensors. The optical version features built-in optoelectronics for pH and DO single-use sensors.



## Technical Specifications

### Univessel® SU Holder, basic

Dimensions (W×H×D) 265×110×350 mm |  
10.4"×4.3"×13.8"

Weight (incl. adaptor ring) 13.7 kg | 28.7 lbs

### Univessel® SU Holder, optical

Dimensions (W×H×D) 265×110×350 mm |  
10.4"×4.3"×13.8"

Weight (incl. adaptor ring) 14 kg | 30.9 lbs

### Interface optical holder

### Connector

Digital RS485

M12

Temperature

M12

### Optical DO measurement

Measurement range 0-100% air saturation (a.s.)

Resolution 0.1% a.s.

Accuracy (37°C) ± 1% a.s.

Temperature range 5 - 50°C

Drift (1 min. sampling interval) <0.5% a.s per day

### Optical pH measurement

Measurement range 6.0 - 8.0

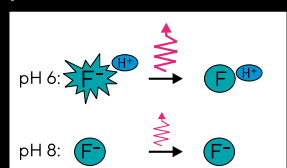
Resolution 0.01

Accuracy (± 1.0 pH range centered around pH of 1-point-cal) 0.1

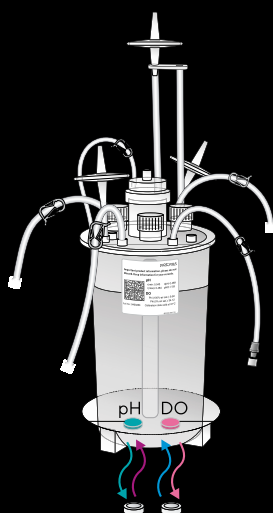
Temperature range 5 - 50°C

Drift (1 min. sampling interval) <0.05 per day

### pH Sensor

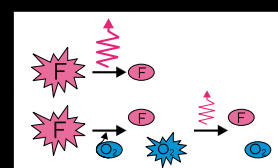


Low protonation (e.g. pH 8) shows low emitted light intensity.



Opto-electronic

### DO Sensor



High oxygen saturation shows low emitted light intensity.

# Univessel® SU

## Accessories



### Univessel® SU Heating Blanket

The blanket is used to control the temperature of the Univessel® SU for bioreactor controllers that have a heating blanket socket. The heating blanket can be easily wrapped around the Univessel® SU and secured tightly by hook and loop connectors for optimal heat transfer.



### Univessel® SU Pressure Relief Unit

A bioreactor controller for glass culture vessels may have safety valves integrated that require relatively high pressure to trigger, or even none at all. The Univessel® SU pressure relief unit features two flowpaths – one for Overlay and one for Sparger – that each have a safety valve to protect the Univessel® SU from excessive operating pressure.



### Univessel® SU Filter Heater

The filter heater is used for heating the exhaust filter to prevent potential blockage. In addition, it holds the exhaust filter in an upright position to ensure that condensate flows back into the culture vessel as it forms.



### Univessel® SU Heating | Cooling Jacket

The heating | cooling jacket controls the temperature of the Univessel® SU with a bioreactor controller that has a built-in or external thermocirculator. The jacket can be easily wrapped around the Univessel® SU and tightly secured by hook and loop connectors for optimal heat transfer.



### Univessel® SU Motor Adaptor

The Univessel® SU can be used with most bioreactor controllers for glass culture vessels. Stainless steel adaptors for several existing motors are available and can be mounted on the Univessel® SU stirrer shaft coupling. The motor adaptor features a bayonet lock for secure motor and vessel connection.

## Technical Specifications

### Univessel® SU Heating Blanket

Material	Silicon
Insulation	Silicon foam
Power	200 W
Power supply	120/230 VAC
Plug	Amphenol eco   mate 6-pol +PE
Connection cable	1 m

### Univessel® SU Pressure Relief Unit

Dimensions (W × H × D)	133 × 136 × 88 mm   5.2" × 5.4" × 3.5"
Weight	0.55 kg   1.2 lbs
Housing material	Stainless steel
Gas inlet   outlet	Hose barb OD 6 mm
Opening pressure	≤ 0.5 barg

### Univessel® SU Filter Heater

Material	Silicon
Power	7 W
Power supply	100 – 240 V (AC), 50 – 60 Hz

### Univessel® SU Heating | Cooling Jacket

Outer material	Silicon coated fiberglass
Fluid flow line	Flexible stainless steel pipe
Insulation	Elastomer
Connections	Quick couplings
Operating pressure	max. 6 barg
Operating temp.	4°C – 95°C
Heating time	0.2 °C/min




**Germany**

Sartorius Stedim Biotech GmbH  
August-Spindler-Strasse 11  
37079 Goettingen  
Phone +49 551 308 0

**USA**

Sartorius Stedim North America Inc.  
565 Johnson Avenue  
Bohemia, NY 11716  
Toll-Free +1 800 368 7178

 For further contacts, visit  
[sartorius.com](https://www.sartorius.com)

Specifications subject to change without notice.

©2024 Sartorius Stedim Biotech GmbH, August-Spindler-Strasse 11, 37079 Goettingen, Germany

Status: 08 | 2024